



# MAKING AN ENDOWMENT PORTFOLIO DYNAMIC AND EFFICIENT

“How can our endowment portfolio keep up with changing market conditions and rebalance, given our limited resources?”

---

## The Client

A Florida-based charitable society.

---

## The Challenge

Managing a portfolio with limited internal resources.

---

## Our Approach

Make portfolio management both more effective and efficient.

## Overcoming investing challenges

A philanthropic organization with a \$13 million investment portfolio found managing their investments in-house challenging. The investment committee was looking to make improvements. We had a solution.

## Managing the portfolio more efficiently

When a Florida-based philanthropic organization ran its \$13 million multi-manager portfolio in-house, it lacked the resources needed to make swift investment decisions. While it received monthly recommendations from a leading asset management firm — backed by capital market assumptions and risk forecasts — its stretched capabilities delayed any action. With limited resources, the investment committee took as long as six months to act on advice about asset allocation and underlying asset managers. This delay meant that it missed financial market opportunities. What’s more, the organization was similarly slow to act on recommendations to switch out of underperforming asset managers.

Beyond these practical difficulties, the portfolio was inefficient: in terms of costs and generating alpha.

## An active solution, using cost-efficient ETFs

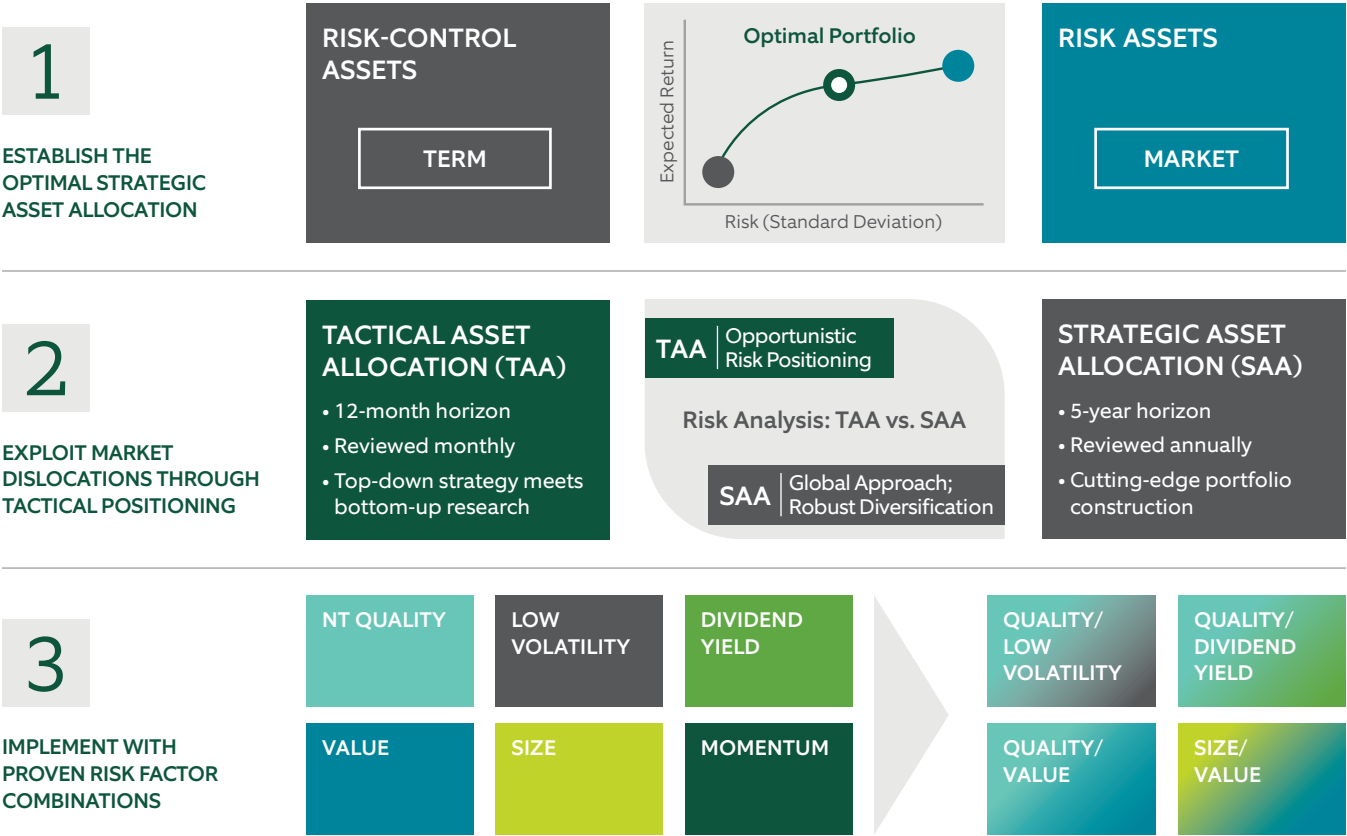
To make its portfolio management both more effective and efficient, the philanthropic organization chose Northern Trust Asset Management to provide a multi-asset turnkey solution. It decided to migrate from a static portfolio that invested in both active and passive mutual funds to a dynamic and factor-based approach, using exchange-traded funds (ETFs).

Specifically, the organization selected the Northern Trust Diversified Strategist Portfolios (DSP). This solution invests according to a time-tested dynamic asset allocation process, using ETFs that deliver a systematic investment approach intended to generate a similar level of alpha to active managers but at a far lower cost, as well as higher risk-adjusted returns than a typical blended overall portfolio benchmark.

CASE STUDY: MAKING AN ENDOWMENT PORTFOLIO DYNAMIC AND EFFICIENT

DSP seeks to outperform traditional passive portfolios in three ways. First, it diversifies beyond traditional stocks and bonds into asset classes such as real assets, high yield bonds, and Treasury Inflation Protected Securities. Second, the dynamic asset allocation can add value as market conditions change. Third, it invests in ETFs which target factors that have outperformed passive market indices.

DSP'S THREE STAGES OF IMPLEMENTATION



For illustrative purposes only. Please note that this information reflects current processes and that all steps of the analysis may not be taken for each investment.

The asset allocation process is managed by Northern Trust Asset Management's Investment Policy Committee (IPC), a global team of investment experts. The committee meets annually to optimize portfolios according to a long-term (five-year) outlook and meets at least monthly to adjust that outlook based on near-term (one-year horizon) market conditions. The investment committee issues regular updates monthly, or more often in volatile markets.

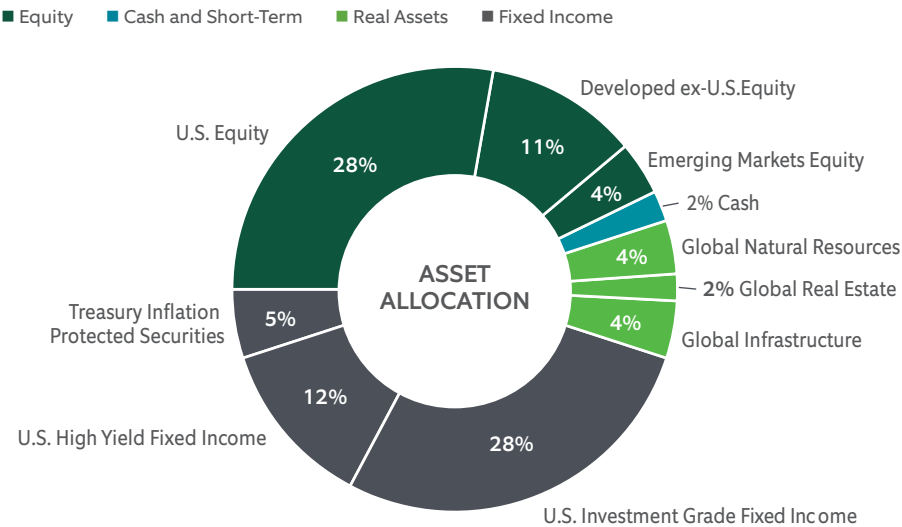
Our Solution

The Diversified Strategist Portfolios (DSP) offer factor-based portfolios that are globally diversified across a range of asset classes.

A liquid portfolio targeting growth and income

In an effort to increase efficiency in terms of costs, the portfolio is invested in ETFs, which are liquid and often have lower expense ratios than mutual funds. In addition, the ETFs are efficiently rebalanced alongside approximately four to six tactical asset allocation changes a year.

ASSET ALLOCATION: BLENDING CAPITAL APPRECIATION AND RISK CONTROL



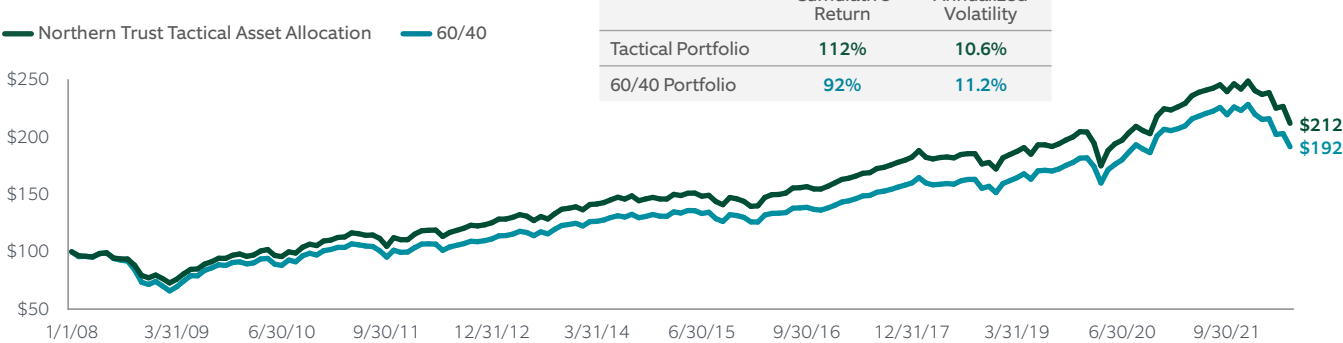
Source: Northern Trust. As of 8/13/2022. For illustrative purposes only. Information is provided to illustrate typical sectors and securities in which the portfolio may invest. It should not be considered investment advice or a recommendation to buy or sell any security. There is no guarantee that securities remain in the portfolio or that securities sold have not been repurchased. It should not be assumed that any investments were profitable or will prove to be profitable, and past performance does not guarantee future results.

The philanthropic organization opted for a portfolio with a growth and income investment objective, which has about 60% of its assets focused on long-term capital appreciation and 40% focused on risk control to steady the portfolio.

DYNAMIC ASSET ALLOCATION DECISIONS: MORE VALUE WITH LESS RISK

Northern Trust's time-tested Tactical Asset Allocation process has added more than 20% cumulatively with less risk over the past 14 years.

Cumulative Hypothetical Growth of \$100

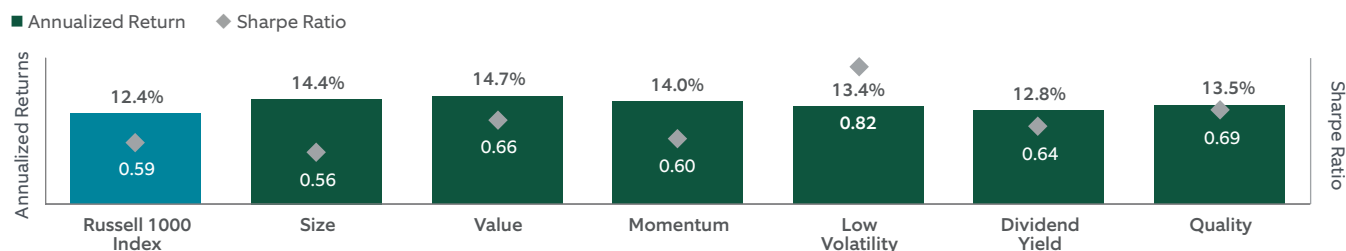


Source: Northern Trust Investments, Bloomberg. Performance data through 6/30/2022. Volatility data through 6/30/2022. Start date is based on the inception of the hypothetical model portfolio, 12/31/2007. The Tactical model portfolio asset class hypothetical expected returns are developed annually by Northern Trust's Capital Market Assumptions Working Group. Tactical Portfolio is a hypothetical model portfolio based on Investment Policy Committee asset allocation decisions and asset class index proxies, which cannot be directly invested in and may change over time; return figures are gross of fees and exclude any potential transaction costs or expenses. Hypothetical performance results do not reflect actual trading and have certain inherent limitations. **Please see important information on Hypothetical Returns at the end of this presentation.** The 60/40 portfolio comprises the MSCI ACWI total return and Bloomberg Barclays U.S. Aggregate indices, respectively. All volatility figures are annualized and use weekly data. Past performance is not indicative of future results. It is not possible to invest directly in any index. There are risks involved in investing including possible loss of principal. There is no guarantee that the investment objectives of any fund or strategy will be met. Risk controls and models do not promise any level of performance or guarantee against loss of principal.

### THE CASE FOR FACTORS: PERFORMANCE VS. PASSIVE MARKET INDEX

Factors represent distinct and persistent sources of return and risk over time.

#### Risk and Return of Common Factors vs. Russell 1000 Index (1979–2021)



Source: Northern Trust Quantitative Research, data as of 12/31/2021.

This graph does not show actual performance results. For illustrative purposes only. Note: Russell 1000 index data is shown. **Past performance is no guarantee of future results.** Index performance returns do not reflect any management fees, transaction costs or expenses. It is not possible to invest directly in any index.

### The Benefits

Lowered costs and increased efficiency.

### Greater effectiveness and efficiency

Deciding to use DSP has effectively solved the Florida-based organization's operational problems. The asset allocation is now under constant review, benefiting from a tactical asset allocation process that has proven to add more value with less risk over time. After switching to a portfolio invested entirely in ETFs, the portfolio costs are lower. Furthermore, the dynamically allocated, factor-based portfolio is designed to be highly efficient in terms of delivering compensation for active risk.

### The Result

A successful partnership.

### Delivering on expectations

The Florida-based philanthropic organization has gained from partnering with a leading global asset manager that has been designing and managing multi-asset class strategies for more than 40 years.

### ABOUT NORTHERN TRUST ASSET MANAGEMENT

Northern Trust Asset Management is a global investment manager that helps investors navigate changing market environments, so they can confidently realize their long-term objectives.

Entrusted with \$1.0 trillion in assets,\* we understand that investing ultimately serves a greater purpose. We believe investors should be compensated for the risks they take — in all market environments and any investment strategy. That's why we combine robust capital markets research, expert portfolio construction and comprehensive risk management to craft innovative and efficient solutions that deliver targeted investment outcomes.

As engaged contributors to our communities, we consider it a great privilege to serve our investors and our communities with integrity, respect and transparency.

\*AUM as of June 30, 2022. Article published as of August 31, 2022. For more recent AUM, please visit [northerntrust.com](https://northerntrust.com).

## How helpful was this?



[northerntrust.com](https://northerntrust.com)

### IMPORTANT INFORMATION

For Use With Institutional Investors Only. Not for Retail Use.

The case studies presented are intended to illustrate products and services available at Northern Trust. They do not necessarily represent experiences of other clients nor do they indicate future performance. Individual results may vary.

The information contained herein is intended for use with current or prospective clients of Northern Trust Investments, Inc. The information is not intended for distribution or use by any person in any jurisdiction where such distribution would be contrary to local law or regulation. Northern Trust and its affiliates may have positions in and may effect transactions in the markets, contracts and related investments different than described in this information. This information is obtained from sources believed to be reliable, and its accuracy and completeness are not guaranteed. Information does not constitute a recommendation of any investment strategy, is not intended as investment advice and does not take into account all the circumstances of each investor. Opinions and forecasts discussed are those of the author, do not necessarily reflect the views of Northern Trust and are subject to change without notice.

This report is provided for informational purposes only and is not intended to be, and should not be construed as, an offer, solicitation or recommendation with respect to any transaction and should not be treated as legal advice, investment advice or tax advice. Recipients should not rely upon this information as a substitute for obtaining specific legal or tax advice from their own professional legal or tax advisors. References to specific securities and their issuers are for illustrative purposes only and are not intended and should not be interpreted as recommendations to purchase or sell such securities. Indices and trademarks are the property of their respective owners. Information is subject to change based on market or other conditions.

All securities investing and trading activities risk the loss of capital. Each portfolio is subject to substantial risks including market risks, strategy risks, adviser risk and risks with respect to its investment in other structures. There can be no assurance that any portfolio investment objectives will be achieved, or that any investment will achieve profits or avoid incurring substantial losses. No investment strategy or risk management technique can guarantee returns or eliminate risk in any market environment. Risk controls and models do not promise any level of performance or guarantee against loss of principal. Any discussion of risk management is intended to describe Northern Trust's efforts to monitor and manage risk but does not imply low risk.

**Past performance is no guarantee of future results.** Performance returns and the principal value of an investment will fluctuate. Performance returns contained herein are subject to revision by Northern Trust. Comparative indices shown are provided as an indication of the performance of a particular segment of the capital markets and/or alternative strategies in general. Index performance returns do not reflect any management fees, transaction costs or expenses. It is not possible to invest directly in any index. Net performance returns are reduced by investment management fees and other expenses relating to the management of the account. Gross performance returns contained herein include reinvestment of dividends and other earnings, transaction costs, and all fees and expenses other than investment management fees, unless indicated otherwise. For additional information on fees, please refer to Part 2a of the Form ADV or consult a Northern Trust representative.

Forward-looking statements and assumptions are Northern Trust's current estimates or expectations of future events or future results based upon proprietary research and should not be construed as an estimate or promise of results that a portfolio may achieve. Actual results could differ materially from the results indicated by this information.

If presented, hypothetical portfolio information provided does not represent results of an actual investment portfolio but reflects representative historical performance of the strategies, funds or accounts listed herein, which were selected with the benefit of hindsight. Hypothetical performance results do not reflect actual trading. No representation is being made that any portfolio will achieve a performance record similar to that shown. A hypothetical investment does not necessarily take into account the fees, risks, economic or market factors/conditions an investor might experience in actual trading.

Hypothetical results may have under- or over-compensation for the impact, if any, of certain market factors such as lack of liquidity, economic or market factors/conditions. The investment returns of other clients may differ materially from the portfolio portrayed. There are numerous other factors related to the markets in general or to the implementation of any specific program that cannot be fully accounted for in the preparation of hypothetical performance results. The information is confidential and may not be duplicated in any form or disseminated without the prior consent of Northern Trust.

Products and services provided by subsidiaries of Northern Trust Corporation may vary in different markets and are offered in accordance with local regulation. For more information, read our legal and regulatory information about individual market offices (available at [northerntrust.com/disclosures](https://northerntrust.com/disclosures)).

Northern Trust Asset Management is composed of Northern Trust Investments, Inc., Northern Trust Global Investments Limited, Northern Trust Fund Managers (Ireland) Limited, Northern Trust Global Investments Japan, K.K., NT Global Advisors, Inc., 50 South Capital Advisors, LLC, Belvedere Advisors LLC, Northern Trust Asset Management Australia Pty Ltd, and investment personnel of The Northern Trust Company of Hong Kong Limited and The Northern Trust Company.

© 2022 Northern Trust Corporation. Head Office: 50 South La Salle Street, Chicago, Illinois 60603 U.S.A.

I-110322-2218126-110323